

PAWA Newsletter



June / July 2017

CONTENTS:

New Members, 2

Press Hire, 2

Hand Print , 3

Housekeeping Notes, 4

Studio Notes, 5

Remembering Ann Land, 7

June and July Skill Shares, 8

Kitchen Lithography, 9

Print Day in May, 10

PAWA Workshop, 11

PAWA Print Collection, 12

Artist Opportunities, 13

On the same page exhibition, 16

Exhibitions, 18

Hand Print entry form, 19

PAWA membership form, 21

Thank you, 22

About PAWA, 23

EMAIL admin@pawa.org.au

STUDIO Tresillian Arts Centre
21 Tyrell St, Nedlands

POST P O Box 6, Nedlands, WA 6909

www.pawa.org.au

PRINTMAKERS' ASSOCIATION OF WESTERN AUSTRALIA

PAWA is a not for profit organization for printmakers in Western Australia.

Our committee is made up of PAWA members who volunteer their time and expertise.

PAWA COMMITTEE 2017

PRESIDENT

ELIZABETH MORRISON

TREASURERS

PAMELA AND JAMES LARKINS

SECRETARY

CLARE MCCARTHY

MINUTES SECRETARY

HILDA KLAP

STUDIO COORDINATORS

ROSEMARY MOSTYN

BETH PORTER

GENERAL COMMITTEE

SHELLEY COWPER

MONIQUE BOSSHARD-CURBY

CONSULTANT TO COMMITTEE

DALLAS PERRY

WWW.PAWA.ORG.AU

WELCOME TO NEW MEMBERS

James Bryans
Lorraine Corker
Olivia Day
K Leggett
Michelle Matcham
Elizabeth Robinson
Bridget Seaton
Michelle Wells

PRESS HIRE

As a PAWA member you can use our two presses and enjoy working in the PAWA Studio at Tresillian Arts Centre, 21 Tyrell St, Nedlands.

If it's your first time at the studio you need to have a 10 minute orientation on site before use.

\$15 for a half day / \$25 for a full day

To book please email admin@pawa.org.au with Studio hire as the subject

You can also contact our Studio Coordinators
Rosemary 0403 466529 or Beth 0406 968731

SKILL SHARE SATURDAYS

Once a month we get together informally to share our knowledge and experience and maybe try something new.

Skill Shares are usually held on the first Saturday of the month from 10am to 2pm. Come for all or part of a session.

Bring \$15 and lunch. Tea and coffee provided. Some materials provided. Watch out for emails and in the newsletter for upcoming skill share themes.

Skill shares are held at the PAWA Studio, Tresillian Arts Centre, 21 Tyrell St, Nedlands

DISCOUNTS FOR MEMBERS

Jacksons Drawing Supplies Pty Ltd 15% discount
Oxlades Art Supplies 15% discount
Art Framers Perth (Claremont) 20% discount
Details of sponsors on page 21



Hand Print

PAWA MEMBERS EXHIBITION 2017

Atwell Gallery

586 CANNING HIGHWAY, ALFRED COVE, WA 6154

15 - 23 July

WWW.PAWA.ORG.AU



Hand Print:
PAWA Members Exhibition 2017
15 - 23 July 10 to 4

ENJOY EXCITING NEW PRINTS BY WA
PRINTMAKERS USING TRADITIONAL &
CONTEMPORARY PRINTMAKING PROCESSES

OPENING EVENT:

Sunday 16 July 2 to 4

Atwell Gallery

586 CANNING HIGHWAY
ALFRED COVE, WA 6154

www.pawa.org.au



Be part of our members exhibition.
Entry form on page 19.

Entries close: 30 June



Elizabeth Morrison sharing our Print Day in May with the world on facebook.

Housekeeping Notes

Elizabeth Morrison, PAWA President

Dear fellow printers,

It feels like so much water has passed under the bridge since I last wrote these notes.

Our esteemed treasurers Pam and James Larkins are resigning from the committee at the end of June. I and the whole of PAWA would like to wish them well, hope they will stay in touch and mostly thank them for the tireless input to ensure we as a group function professionally and easily.

We look forward to welcoming our new treasurer on board.

I would like to thank Gema Barclay for her fabulous donation of equipment, every time we explore it a little we find another treasure that will enrich our group. Best wishes on your repatriation Gema, stay in touch we really are grateful.

We have just re-signed our lease with the City of Nedlands and Tresillian Arts Centre for another 2 years valid from 1 July 2017.

I would like to mention two of the clauses in our lease:

- Our studio needs to be open for 15 hours per week for public viewing. So please book in to use our press and also allow others to experience the pleasure, and observe the technicalities of printmaking.
- As tenants we are expected to take part in the Tresillian pop-up exhibitions. Each member may submit an application to have 2 works entered for each pop up. We will e mail you with the details and keep a spreadsheet to ensure all members have an equal opportunity to be part of the exhibitions.

As a group we are thriving which is pleasing and exciting. Our goal of maintaining an element of hand in this world of the digital print is so important.

Elizabeth Morrison, PAWA President

Studio Notes

The intention is to keep our work space safe, clean and tidy so it is a welcoming place for us all. If you have any questions about using the studio you can discuss them with Studio Co-ordinators Rosemary Mostyn 0403 466529 or Beth Porter 0406 968731 or email admin@pawa.org.au

STUDIO TIPS AND HELPFUL HINTS

- Are you aware of the fire exit and location of the first aid kit? The first aid kit is hanging directly under the rollers and brayers rack. In the event of a fire emergency, exit through the main door next to the Tresillian Centre's office. In an emergency or if you are unsure about anything, please ring one of the following PAWA members...Liz Morrison (president) :0448 087 082, Rosemary :0403 466 529, or Beth Porter:0406 968 731 (studio co-ordinators)
- Protect yourself from toxic substances...Protective clothing and good ventilation, are a must. Face masks, safety glasses, and gloves are available for your use...thick work gloves when filing and thin disposable gloves when handling inks.
- Do not smoke in the print room or eat and drink directly over the working areas.
- Practice safe use of solvents and wear protective clothing, respirator mask and closed in shoes.
- Do not use any tools or equipment without having received proper instruction e.g. Setting the roller pressure on both presses.(an orientation of all studio procedures is through the studio co-ordinators)
- When hiring the press...sign in at the front office and again inside the print studio in the PAWA studio book. Read and observe all the guidelines posted up on the walls of the studio and observe the nominated uses for each area of the studio.
- When leaving the studio, make sure you are courteous and considerate by leaving the studio and equipment in a clean and tidy way. Bins should be emptied and replaced with a new bin bag, lights, fans and heaters should be turned off and the sliding door and main door locked when you leave. If the paper soaking tubs or kettle were used, these need to be emptied and put away.
- To borrow a book record the title, your name and the date in the PAWA book inside the bookshelf.

Studio Notes continued

PAPER SOAKING TIMES

Paper must be dampened before intaglio printing so that the softened fibers of the paper, under pressure, can pick up the finest details from the inked plate. The amount of time a paper should be soaked depends on the paper.

The paper soaking times below are approximate: actual times will depend on personal experience and the artist's preference.

Arches Cover	1 to 2 hours
Arches Text	5 minutes
Arches Wove	5 minutes
Febriano Rosaspina	30 minutes
Fabiano Tiepolo	30 minutes
Hahnemuhle Copperplate	10 minutes
Hahnemuhle German Etching	5 minutes
Lana Cover	30 minutes
Lana Gravure	30 minutes
Lenox 100	30 minutes
Magnani Pescia	30 minutes
Murillo	20 minutes
Rives BFK	8mins to 2 hours
Rives Heavyweight	20 mins to 1 hour
Rives Lightweight	5 minutes
Somerset	30 minutes
Stonehenge	30 minutes
Strathmore Etching	30 minutes

Paper Soaking times from:

Modern Printmaking: A Guide to Traditional and Digital Techniques

By Sylvie Covey

New York: Watson-Guption, 2016
ISBN: 978-1607747598

A fully illustrated instructional printmaking book presenting step-by-step examples alongside representative works from thirty top contemporary printmaking artists.

MID YEAR PAPER SALE

Some great bargains...

Sale ends 30 June 2017

NEIL WALLACE PRINTMAKING SUPPLIES
409 GORE STREET
FITZROY
VICTORIA 3065
www.e-artstore.net
sales@e-artstore.net
tel: 03 9419 5949

PAINTERS WHO PRINT

Artist Profile, Issue 39

This issue of the quarterly art journal **ARTIST PROFILE** focuses on Australian painters who make prints. We want to understand a painter's relationship to the rather mystical powers of printmaking and the social and cultural engagement implicit in printmaking, which have left their mark on the work of many painters. Not all painters make prints, so these important, yet often unpredictable encounters are closely examined.

Includes Wendy Sharp, Peter Powditch, Aida Tomescu, Rick Amor, Shannon McCulloch, Judy Watson, Katherine Hattam, Michael Zavros, Pedro Wonaeamirri, and Elizabeth Cummings.
<http://www.artistprofile.com.au>

IMPRINT MAGAZINE

Imprint is a quarterly magazine dedicated to contemporary fine art printmaking – including works on paper, artists' books and experimental print-related art – published by the Print Council of Australia.

The editor Andrew Stephens would be happy to hear from PAWA members who are interested in contributing to the magazine.

Andrew Stephens
E: imprinteditor@printcouncil.org.au
W: <http://imprint.org.au>

Remembering Ann Land



Ann Land at her Fremantle studio (in front, with printmaker Rosemary Mostyn) with Ann's prints for the 2014 Print Media Awards. Her paintings are in the background. (Photo from the Fremantle Gazette)

Many PAWA members knew Ann who sadly passed away last month after a short battle with cancer. She will be sorely missed but always remembered by us.

Originally from Canada, Ann trained as a physiotherapist and spent several years in Darwin before moving to Fremantle where she had her studio and gallery at 13 Mrs Trivett Place near the Roundhouse at Bathers Beach.

She joined PAWA in the early 1990's and from the start participated in many exhibitions, workshops and events with great enthusiasm and vigour. Painting became her main art interest but the lure of the print encouraged her to re-join PAWA a few years ago.

Ann has donated a couple of prints for the PAWA collection together with materials and equipment which have now been put to good use in the studio. Thank you Ann!

Hilda Klap and Rosemary Mostyn attended her funeral and were moved by the following tribute to Ann: "Wherever a beautiful soul has been there is a trail of beautiful memories".

PAWA Skill Share Saturdays

10am to 2pm, PAWA Studio, usually the first Saturday of every month



PAWA printmakers enjoying James Bryans' demonstration of kitchen lithography, Saturday 10 June.

Kitchen Lithography

June skill share with demonstration by James Bryans

We had a great turn out for our June skill share. Special guest James Bryans demonstrated how to replicate the principles of lithography using things you can find around your kitchen.

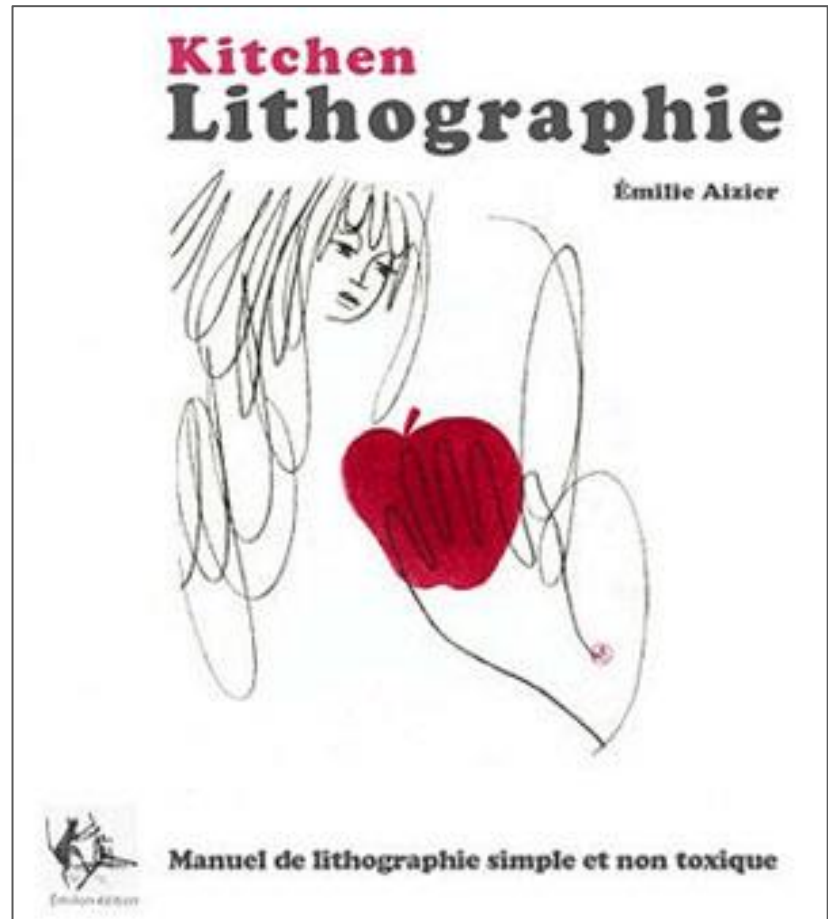
We then had a try ourselves. James enjoyed his visit and decided to join PAWA. Welcome James and thanks for the interesting skill share. (Information on kitchen lithography on the next page

Next Skill Share: Screen Printing: 1 July

Includes screen printing demonstration with James Bryans

James Bryans is back to demonstrate this process from 10 to 12 and then we can work on our own prints until 2pm. It won't be possible to all do our own screen prints on Saturday. Book yourself a studio time by emailing admin@pawa.org.au so you can have a go later on.

As usual bring \$15 and lunch. Tea and coffee provided. Some materials provided. You can also buy good paper such as Arches or Tiedolo for \$7 a sheet. Please wear closed in shoes in the studio. It's a great opportunity to meet other printmakers.



Kitchen Lithography

This process simplifies the technique of lithography. It is a non-toxic method using things from your kitchen cupboard: aluminium foil, cola (soda) and vegetable oil.

Kitchen Lithography offers everyone the opportunity to experience the technique of lithography at home in their kitchen or in a workshop setting. As with lithography on stone, Kitchen Lithography is a printing technique based on the principle of repulsion between water and grease.

This fast, economical, simple and non-toxic way of doing lithography was created in June 2011 by Émilie Aizier, artist and teacher, Artist pseudonym: Émilion. Step by step instructions are on <http://www.nontoxicprint.com/kitchenlitho.htm>

Kitchen lithography official site: <http://www.atelier-kitchen-print.org/>

Look on youtube for demonstration videos including videos by Émilie Aizier such as <https://www.youtube.com/watch?v=G2w0IFm7JOY>

Print Day in May

Skill Share led by Monique Curby- Bosshard, Saturday 6 May

At our May Skill Share on Saturday we celebrated International Print Day in May with a special session called Chance Encounter.

Through chance encounters between printmakers, ideas, imagery, plates and processes we produced a body of colourful small prints.

A special thanks to Monique Curby-Bosshard for guiding us.

Photos (clockwise): Sharing the results with Sandra-Lee Mackey, and Eunie Watson at the front; Liz Morrison and Monique Curby- Bosshard; Camille Lord, Jennie Rosser and Judy Bodger getting started; admiring each other's prints.





Lino Colour Reduction Workshop 9 July 2017

Learn the tools, material and reduction techniques of relief printmaking. When cutting away there are areas left to create colour elements and grooves are carved to create white areas. Learn how to create the images you want and how to register one colour upon another.

James Larkins has extensive experience in the field of design having studied architecture, interior design, printmaking and art. He is currently Treasurer of The Printmakers' Association of WA Inc and has been delivering lino cut workshops for PAWA over the past 2 years. He has also taught printmaking techniques at Trinity School for Seniors for the past 5 years.



WHEN:

Sunday 9th July 2017 9.30am -3.30pm (6 hours including the lunch break).

LOCATION:

PAWA Studio at Tresillian Arts Centre, 21 Tyrell Street, Nedlands

COST:

PAWA members \$60

Non Members: \$85 (includes \$25 for 6 months PAWA membership)

MATERIALS ETC

Materials supplied for an extra \$20 including lino, proofing and printing papers and inks. Bring your own 2H and 2B pencil, soft rubber, and a Speed Ball set of 6 better quality carving tools. Some tools are available at the studio. Bring your own lunch. Tea, coffee and biscuits provided.

TO BOOK: Contact James Larkins at aadi@bigpond.net.au or mobile 0411 186 483
Maximum class size is 8. Please book your place by Friday 30th June, 2017

PAYMENT:

Deposit into PAWA bank account BSB 306-047 Account 045 87 38

Credit Card Visa/Mastercard: _____
Name on Card _____ Expiry
date _____ CCV _____

Cheques payable to Printmakers' Association of WA Inc. PAWA, P O Box 6, Nedlands 6909

PAWA Print Collection

Beth Porter, Studio Coordinator

*We feature prints from our collection in each newsletter.
If you have any comments please email them to admin@pawa.org.au*




Prints by Tony Pankiw, past president of PAWA.

Tony is a professional artist based in Perth. He is now specialising in site-specific sculptures which incorporate historical, cultural, environmental and community factors.

He studied fine art at Curtin (then W.A.I.T) and also completed a post graduate degree from the Victorian College of the Arts. Both these prints are examples of his student work at that time. Etchings on zinc plates, they are from editions of 25 prints, printed on BFK rag paper and incorporate spray aquatint and sugar lift processes.

In 1982, five years after completing these pieces, Tony took out first prize in the Fremantle Print Award and has several awards and acknowledgements of his print making prowess. To see more of Tony Pankiw's prints, take a look in the folio of works in the studio or google - 'tonypankiw instagram', where you can also see more recent printmaking works and photos of his magnificent steel sculptures and major public art commissions.



left:
Quick, 1977

above:
Nedlands Sailing Day, 1977

**PRINTMAKERS'
ASSOCIATION
OF WESTERN
AUSTRALIA**

Don't miss the
deadline for our
PAWA Members
exhibition.

**HAND PRINT:
PAWA MEMBERS
EXHIBITION**

Atwell Gallery
586 Canning Highway
Alfred Cove
WA 6154

15 - 23 July

Opening:
Sun 16 July
2 to 4pm

Entry form at the end
of this newsletter.

**ENTRIES CLOSE:
FRIDAY 30 JUNE**

Artist Opportunities

We endeavour to get the details correct but we suggest you go to the relevant websites listed for more information. Exhibitions are listed in order of when entries close.

2017 PERTH ROYAL SHOW ART PRIZE

23 – 30 September

For 2D artwork that interprets the theme of landscape

First Prize \$20,000 (non acquisitive)

Entries Close: Friday 28 July 4.30pm

Apply online: entries.perthroyalshow.com.au

**Enquiries: Michelle Tenardi 6263 3142 or
art@raswa.org.au**

ELLENBROOK OPEN ART AWARD 2017

1 September – 8 October

Biennial art award open to West Australian artists working in all visual arts medium.

Prizes totalling \$5,000 incl. Most Outstanding Work \$1,500

Entries Close: Friday 28 July 5pm

www.ellenbrookarts.com.au/2017-ellenbrook-art-award

2017 BANYULE AWARD FOR WORKS ON PAPER (Victoria) 4 October – 2 December

THEME: EBB and FLOW

Awarded biennially to Australian artists for outstanding works on paper including printmaking.

The primary material used in making the artwork must be paper and selected finalists will be notified in due course.

The winning work will be acquired by the Banyule Art Collection.

Entries Close: 31 July

Finalists Notified: 4 September

www.banyule.vic.gov.au/Arts-and-Events

Enquiries: enquiries@banyule.vic.gov.au

Artist Opportunities continued

CITY OF KALGOORLIE-BOULDER ART PRIZE 2017

9 – 25 September

Regional (WA) annual art competition open to all Australian artists.

Entries Open: 1 July

Entries Close: 7 August

www.ckb.wa.gov.au/artprize

Enquiries: 9021 9600

2017 BASSENDEAN VISUAL ART AWARDS

21 – 27 September Bassendean Community Hall, 48 Old Perth Rd

Award Categories \$500 - \$5,000

Entries Close: Friday 11 August 5pm

www.bassendean.wa.gov.au

Online entry: www.trybooking

em: events@bassendean.wa.gov.au

Enquiries: Cultural Development Officer 9377 8000

GIPPSLAND PRINT AWARD 2017

2 - 19 November Gippsland Art Gallery, Sale, Victoria

Open to any artist living/working in Australia

Entry form, delivery artworks, payment etc. to arrive at the Gallery from **Monday 20**

February to 18 August

Closing Date: Friday 18 August 5pm

Entry forms: www.gippslandartgallery.com

3RD ANIMALIA EXCHANGE EXHIBITION 2017 – August 2017

International Print Exchange coordinated by Printmaking Sisters

Proceeds of sales pledged to World Animal Protection

THEME: The animal kingdom/ taxonomic kingdom, comprising all living or extinct animals incl. sponges, worms, insects, fish, amphibians, reptiles, birds and mammals.

Entries close: Tuesday 18 August

Contact: www.annieday.com Enquiries: robin@annieday.com.au

Artist Opportunities continued

CITY OF STIRLING ART AWARDS 2017

12 – 16 October

Biennial Art Award & Exhibition is a community based event open to local and West Australian artists. Various categories/prizes.

Entries Close: Monday 4 September 4pm

Entry Form online: www.evenbrite.com.au/e/city-of-stirling-art-award-exhibition-2017-entry-form-tickets-34946762708#

Enquiries: www.stirling.wa.gov.au

YORK ART SOCIETY ART & CRAFT AWARDS 2017

7-15 October

Annual awards open to WA artists with various categories including Printmaking Award.

Special Theme 'SPACE': Two awards \$1,000 ea. for entries any category which best depict this theme.

Entries Close: Wednesday 13 September 5pm

Entry forms: www.theyorksociety.com.au

Enquiries: Liz 0428 322 167

em: arts.yorksociety@westnet.com.au

International Artist Opportunities

AIMPE 2017

Artists are invited to submit their miniprints created on Japanese washi paper for the **AWAGAMI INTERNATIONAL MINIATURE PRINT EXHIBITION 2017**.

Prize money up to \$10,000 (US) plus Washi paper awards

Registration/Submissions open: 1 May. First 300 artists registered by 31 May will receive free sample pack of wash paper for printmaking.

Deadline: 31 July 2017

<http://miniprint.awagami.jp/>

On the Same Page

A Collaborative Exhibition by Lynne Mitchell and Denise Gillies
Bunbury Regional Art Galleries - 17 June to 27 August 2017.

Lynne and Denise share their process of creating collaborative prints for this exhibition



Left: Collaborative piece, All in the Detail II. Right: The artists at their recent Artist Talk at Bunbury Art Gallery in front of two of their collaborative pieces 'All in the Detail I' & 'All in the Detail II'

For 'On the Same Page' we produced 12 collaborative pieces as well as 7 individual pieces each over a period of 10 months. We retained printmaking as our primary focus while incorporating a variety of mixed media techniques in our collaborative pieces. Graeme Pages-Oliver (a friend, fellow artist and printmaker) when opening our exhibition commented that not all artists are able to collaborate and he wondered how we had managed it!

We have been friends for several years and we normally work separately in our studios (located in the Ferguson Valley of Southwest WA). We have exhibited together as printmakers at a number of group shows in the past. Along the way we often found many similarities within our respective artworks. This similarity of thought and personality lead us to the concept of collaborating together for a joint exhibition.

We finally made the decision mid last year to approach Bunbury Regional Galleries. The title 'On the Same Page' came first, then the idea that we would work on the same plate and/or prints to produce a few pieces for the collaboration. Our initial plan was to do 2-3 collaborative pieces, with the other works being our individual pieces from our usual art practice. When we took this proposal to the Bunbury Gallery Director, Julian Bowron, he said 'What if it doesn't work?' We were sure we could work together. What we didn't know then was how well and how much fun we'd have!

Once we had booked our exhibition dates, the collaboration process started in earnest. We spent many weeks brainstorming regarding materials, techniques and themes. Our initial ideas included making paper, making books, swapping plates and overprinting each other's collagraph prints. Once we started working on these ideas, some progressed well, some were discarded and other ideas came in their place.



Our first few studio sessions saw us making our own handmade paper. We combined the bucket loads of edge strips we had each torn and collected from our prints during our normal arts practices over the years. These were combined together and mulched to make our paper base. We also each took some discarded prints and print bits, put them through the shredder, or tore them and added these to the paper mash bucket.

We then had several papermaking days in the studio together. We took it in turns to pour our paper mash onto the screens to create various shaped paper sheets. We also each dropped extra bits of our torn up print pieces (in equal portions) randomly onto the newly formed paper to give each sheet a speckle of colour. In this way no matter what else we did to our handmade paper, we both had bits of our individual prints contained within the paper, had contributed equally to its making and were thus both 'On the Same Page'.

For our next few sessions we set about making a series of small collagraph plates. We sat on either side of the worktable and started glueing and collaging 10 small cardboard rounds each to create our collagraph plates. After we were satisfied with our own 10 plates, we swapped and worked on each other's plates to completion.

Once these plates were sealed we had a combined inking up and printing session. We took it in turns to print our plates in a variety of colours. Some prints worked, while others not so well. We used some of these prints as chine colle or collage in our final exhibition pieces while others of the collagraph plates were used to print on the handmade papers for the final pieces.

The next few sessions saw us printing on fabrics, readymade papers and our newly handmade papers using a variety of new and old plates. We spent considerable time side by side over several sessions arranging and overlaying one piece over the other. With each final artwork we produced in the collaboration we were both present at all times in the process. When one printed on paper the other printed the fabric overlay and vice versa. There were many discussions trying out various combinations of each piece until we jointly agreed on our final compositions.

We found we were able to share our ideas freely. There were never any real disagreements, only new ideas and suggestions, which lead to other great compositions.

Gradually over the 10 months of working on this exhibition our anticipated two or three collaborative pieces grew to twelve. There are also more in various stages of completion ready for other projects!

As we both live in a rural area outside of Perth we are more used to working in isolation on our own projects in our own studios. This collaborative experience has allowed us both to rediscover the advantages of sharing ideas and processes along the way and to have a lot of fun while producing a body of exciting artworks for this exhibition. We will be continuing this partnership for some time to come. Watch this space!



Exhibitions

If you want your exhibition promoted here please send us your information by 20 August for the August/September newsletter. If you have photos and comments we may be able to include these as well. We also forward invitations to exhibitions to our members so email your invite to PAWA.

On the Same Page

A Collaborative Exhibition by Lynne Mitchell and Denise Gillies
Bunbury Regional Art Galleries - 17 June to 27 August 2017.

www.brag.org.au/exhibitions

Lynne Mitchell: www.lynnart.co

Denise Gillies: www.lyndendale.com.au

50FIFTY

Celebrating 50 years of innovation in art from the Curtin University Art Collection.

John Curtin Gallery, Kent Street, Bentley, WA

18 May – 09 July

Local, national and international artists and Curtin University alumni who have contributed to the cultural life of the campus and the wider community since the Collection was established in 1968 are represented.

Artists include: Abdul-Rahman Abdullah; Brian Blanchflower; Marion Borgelt; Arthur Boyd; Revel Cooper; Brenda L Croft; Julie Dowling; Pippin Drysdale; Tarryn Gill and Pilar Mata Dupont; John Firth-Smith; Guy Grey-Smith; Sandra Hill; Robert Juniper; Pantjiti Mary McLean and Nalda Searles; Akio Makigawa; Tracey Moffatt; Lloyd Rees; Deborah Paauwe; Christopher Pease; Ben Pushman; Miriam Stannage; Howard Taylor; Rover Thomas; Aida Tomescu and Anne Zahalka.

<http://johncurtingallery.curtin.edu.au/exhibitions/current.cfm>

Bindjareb Art Awards

Alcoa Mandurah Art Gallery, Ormsby Terrace, Mandurah

4 May – 21 May open Tuesday – Sunday 11am – 4pm

29 June – 30 July

An exhibition of invited contemporary Nyungar artists presenting a showcase of culturally significant artworks that reflect the world's oldest living culture. This award is to recognize the contribution made by Indigenous artists and to promote appreciation and understanding of the rich indigenous culture of South West of Australia.

This is an exhibition of new works created specifically for this acquisitive award that contributes to a growing Indigenous art collection for the City of Mandurah.

<http://www.manpac.com.au/exhibition/bindjareb-art-awards-2017/>



Hand Print: PAWA Members Exhibition 2017 entry form

Atwell Gallery, 586 Canning Highway, Alfred Cove, WA 6154

Sat 15 July-Sun 23 July Opening: Sun 16 July 2 to 4pm

IMPORTANT DATES:

Entry form due: Friday 30 June 5pm
 Deliver prints: Saturday 15 July 8.30am to 10.30am
 Exhibition opening: Sunday 16 July 2 to 4pm
 Exhibition dates: 15 July to 23 July open 10am to 4 pm
 Collect prints: Sunday 23 July 4 to 5pm

Email your entry form to admin@pawa.org.au

Any questions email us or phone Liz 0448087082. To post: PAWA, P O Box 6, Nedlands WA 6909.

YOUR DETAILS:

name	
address	
email	
mobile	

YOUR PRINTS:

title	medium	price

CONDITIONS OF ENTRY:

1. Entrants must be a current member of PAWA. If not, please join at www.pawa.org.au
2. Your prints must have been produced in the last 2 years.
3. Maximum size is 1 metre width and height.
4. Your prints must be framed to a professional standard and ready to hang. (D rings and picture cord – no wire please). 3D works are acceptable : please discuss your display requirements.

5. Your prints must be clearly labeled on the back/ bottom right hand corner with:
Artist, Mobile, Title, Medium, Price
6. A 20% commission on sales applies.
7. Entry fees are: \$15 for 1 print or \$25 for 2 prints, or \$35 for 3 prints.
8. Closing date for entry forms and fees is Friday 30 June 5pm. Late entries will not be accepted.
9. Deliver prints to Atwell Gallery Saturday 15 July, 8.30am to 10.30 am.
10. Works may not be removed prior to the close of the exhibition.
11. Observance of copyright laws is the responsibility of the artist.
12. All care will be taken in handling and hanging work, but PAWA accepts no liability for damage.
13. Collect your prints on Sunday 23 July 4-5pm. PAWA accepts no responsibility for uncollected work.
14. The PAWA Committee has the right not to hang work if the conditions of entry are not met or the prints submitted are in some way considered unsuitable.

YOUR TIME TO HELP:

PAWA are looking forward to another successful exhibition and this can only happen with the support of our members. If you haven't looked after the exhibition before a more experienced PAWA member will be there with you. Sat 15 will be hanging day. Please indicate below when you can assist at the gallery.

Day	Sat 15	Sun 16	Mon 17	Tues 18	Weds 19	Thurs 20	Fri 21	Sat 22	Sun 23
Morning 10am to 1pm									
Afternoon 1pm to 4 pm									

YOUR PAYMENT: Entry Fees: \$15 for One, \$25 for Two, \$35 for 3

1. Direct bank deposit (BSB) 306 047 (ACC) 045 87 38 to PAWA.
Enter your first initial and surname as the reference, eg. ASmith.
2. Cheque made out to 'Printmakers Association of WA'. Post to PAWA.
3. Credit Card:

Visa / Mastercard	
Name on card:	
Card number:	
Expiry date:	CCV:

GST Declaration: To comply with GST legislation please answer the following questions:

Are you registered as an Arts Business?	Yes / No
If Yes: My ABN is	
Are you registered for GST?	Yes / No
If No: I do not have an ABN as my artwork is an activity without reasonable expectation of profit	Yes / No

2017

Tresillian Arts
Centre
Post: P.O. Box 6,
Nedlands 6909



PAWA
PRINTMAKERS ASSOCIATION
OF WESTERN AUSTRALIA Inc.

ABN : 380 453 198 41
E:admin@pawa.org.au

MEMBERSHIP FORM

31st January 2017 to 31st January 2018

W: www.pawa.org.au

President: Elizabeth Morrison 0448 087 082

Treasurer: Pamela and Jim Larkins 0412 353 001

To join or renew your membership for PAWA, fill out the form and return via post, or scan & email.

Name:

Address: Postcode:

Mobile number: Home or work number:

Email:

Is this a *Renewal* or a *New Membership*?

Please clearly mark your type of Membership:

☐ Artist \$50

☐ Health Care Card / Student \$25 ID number / Institution:

☐ Art Organisation / Institution \$65

Membership entitles you to monthly e-newsletters, 15% discount at Oxlades and Jacksons Art Supplies, 20% discount at Claremont Art Framers, studio access and press hire, exhibition opportunities and workshop attendance (fee applies).

Email or post this form and indicate your payment option below

☐ 1. Cheque payment to 'Printmakers Association of WA' post **P.O. Box 6, Nedlands WA 6909**

☐ 2. Direct bank deposit **(BSB) 306 047 (ACC) 045 8738** to PAWA and enter your first initial and surname (as much as can fit) as the reference., eg.A Smith.

Write your reference here

☐ 3. Visa / Mastercard: Name on card

Card number: Expiry date: CCV:

Thank you to our sponsors

ART SUPPLIES

Jacksons Drawing Supplies Pty Ltd

www.jacksons.com.au

PAWA members receive a 15% discount

Oxlades Art Supplies

www.oxlades.com.au

PAWA members receive a 15% discount

FRAMING

Art Framers Gallery (Claremont)

www.artframers.com.au

PAWA members receive a 20% discount

White Room Framing Studios

10 Central Rd, Kalamunda WA 6076

Phone: (08) 9293 1011

Quattro Framing

124 Wellington St, Mosman Park WA 6012

Phone: (08) 9293 1011

OTHER

morrisonart

Contact: Liz Morrison

Phone: 0448 087082

Minuteman Press Fremantle

www.minutemanfremantle.com

Phone: (08) 9433 4599


Rosily Vineyards

Margaret River

www.rosily.com.au

Talison Lithium

www.talisonlithium.com.au





PRINTMAKERS ASSOCIATION OF WESTERN AUSTRALIA Inc.

PAWA provides you the opportunity to network with other artists and printmakers. There are many events throughout the year including courses, skill sharing days, social events and exhibitions.

If you would like a greater involvement within the arts community and the opportunity to share, print and learn, then join us or come along to one of our many events.

Membership Benefits

- Studio Hire – access to the PAWA studio which has two presses for members' use, plus a variety of relief and intaglio tools, screen printing equipment and resource materials.
- Both national and international exchanges.
- Artist-in-Residence programs.
- Discounts on art supplies and framing.

For further information please contact:



Tresillian Arts Centre,
21 Tyrell Street, Nedlands 6009
PO Box 6, Nedlands WA 6909
E: admin@pawa.org.au
pawa.org.au

